



### Steam Mills Primary School

Steam Mills, Cinderford, Gloucestershire GL14 3JD  
Tel/Fax: 01594 822567. Email: [admin@steammills.gloucs.sch.uk](mailto:admin@steammills.gloucs.sch.uk)  
Website: [www.steammillsprimary.co.uk](http://www.steammillsprimary.co.uk)  
Head Teacher- Mel Davis

27.2.23


Dear Parents/Carers

Hope you and your family have had a lovely half term?! This is a fantastic opportunity to welcome Dela, Reggie and Bobbi - they have settled in so beautifully, and also to Theo, who joins us this week.

At the start of the term, the children mixed coloured water, glitter, natural resources and sequins to a variety of containers and waited for the cold weather to freeze their creations overnight. The children were amazed to discover the ice baubles that they had made and delighted in hanging them in our tree. Lots of lovely language and thoughts followed, as we watched them melt! This led to leaving toys in water to 'trap them', breaking the ice and rescuing them with hammers. This then led to using the tap a shape, using small hammers and pins to create some fabulous pictures.



We have learned all about the 12 animals of the Chinese zodiac and the celebration of Chinese New Year. The children tasted some Chinese food for snacks and recreated the great race by blowing the animals across the river using straws. We have also created blossom trees, watercolour dragons, red envelopes with chocolate coins in and lucky red lanterns.







## Birds, Spiders, Snails, Bees

As we explored the wonders of the world we have made bird feeders, threading cheerio's on to pipe cleaners and enjoyed a spot of bird watching.

We decorated snail templates using bingo dabbers, stickers and other materials. We also had a go at drawing our own snails.

We used playdough to add 8 legs to the spider bodies. And we have looked at the artist Henry Matisse who created a snail using different coloured shapes and sizes of coloured paper. The children created their own versions of Matisse's artwork.





During the term we have also looked at the celebration of Valentine's day, where we decorated hearts, engaged in toilet roll heart printing and talked about the people we love. We took part in a 'Now Press Play' session which was based on Minibeasts – the children did a great job of listening and following the instructions! We had child-initiated limbo using masking tape, lots of puzzles, using ramps and planks for cars and we also used cars to paint car tracks.



## Independence

To develop and promote independence, please can you, if and where possible, dress your child in shoes that they can put on themselves. We actively encourage the children to put on their own coats and shoes and socks as this helps the children develop skills to help with school readiness.

Please could you also ensure your child has a manageable bottle.


## Toys from home

We are asking if you can encourage your child to refrain from bringing toys in from home. In September, they will not be allowed to take things into Class 1 from home so this will get them used to this transition.

**9am start** – This is a gentle reminder that Pre-School does not start until 9am. The children who are in the building prior to this time have attended Breakfast Club. We encourage you to leave your child at gate. Again, this is to help your child in preparation for school as you will not be able to take your child into Class 1.

### **Lunchtimes**

Please can you cut up your child's grapes, cherry tomatoes and anything else that may be a choking hazard. Also, please only put one sweet treat into your child's lunchbox (no sweets or full-size chocolate bars).



### **Parents Evenings**

We will be holding Parents Evenings on Tuesday 21<sup>st</sup> March and Tuesday 28<sup>th</sup> March in the school hall. These will be 10 minute slots where we will talk about your child's learning and development and answer any questions you may have. This will be from 3:30 – 5:30 (last slot 5:20).

If neither of these dates or times are suitable for you, we are happy to feedback via email about your child's development so far.

On Monday 6<sup>th</sup> March, there will be a sheet on the Pre-School board by our gate for you to add your child's name to a date and time that suits you.

### **Congratulations to Laura and Matt**

On their recent trip to New York over the half term break, Matt popped the question under the Manhattan Bridge and Laura said YES!

I am sure you will join me in congratulating them and wishing them all the best.



### **We are looking for.... Do you have.....?**

- Clean paint rollers/ brushes
- Role-play hats- firemen, police etc
- Off cuts of guttering, flexi hose, tubes- to help with our plans to create a water wall
- Yoghurt pots
- Buttons/ Ribbons
- Boys trousers
- Socks
- Old phones
- Cupcake cases- paper or silicone
- Birthday cake candles

Any questions or queries please email [kstevens@steammills.gloucs.sch.uk](mailto:kstevens@steammills.gloucs.sch.uk)

### **Important dates for your Diary**

**Monday 27<sup>th</sup> February** - Return to Preschool for Spring Term 4

**Thursday 2<sup>nd</sup> March** - World Book Day. Wear your PJS and bring and swap a book.

**Friday 17<sup>th</sup> March** - Red Nose Day - more info to follow

**Tuesday 21<sup>st</sup> March** -Parents Evening 3:30 – 5:30

**Tuesday 28<sup>th</sup> March** - Parents Evening 3:30 – 5:30

**Friday 31<sup>st</sup> March** - End of Term 4

**Monday 17<sup>th</sup> April** - Return to Preschool

**Monday 17<sup>th</sup> April** - Reception School Allocation Day

As always, if you have any questions, please speak to one of us.

Many thanks.

Kelly and Laura