

Young Voices Access Guide

For those of you having problems getting onto classmate and accessing the songs:

Step One:


Copy and paste the link on the newsletter.

Step Two:

Create an account using your name, your email, please NO capital letters, and child's name

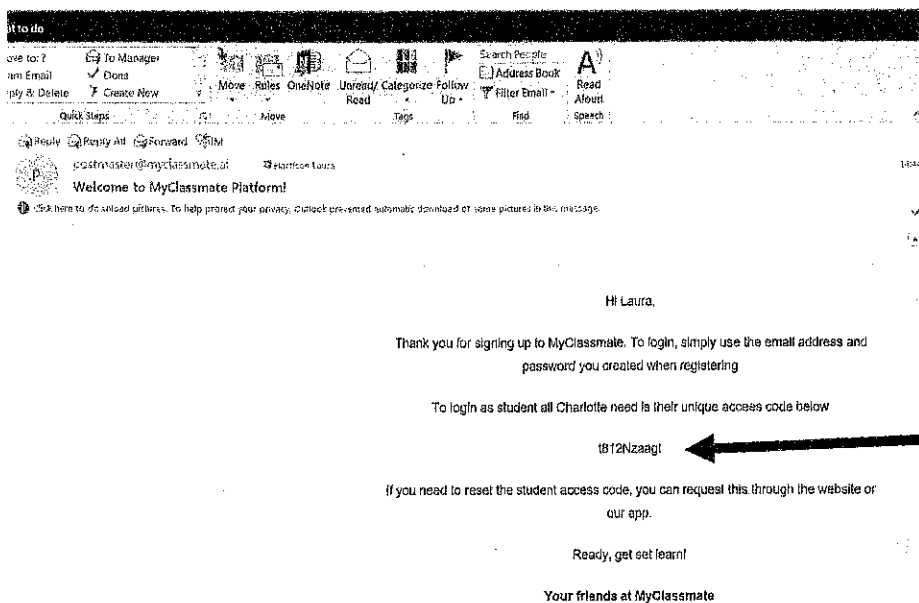
Step Three:

Log out of the account you just created (this is an important step!)



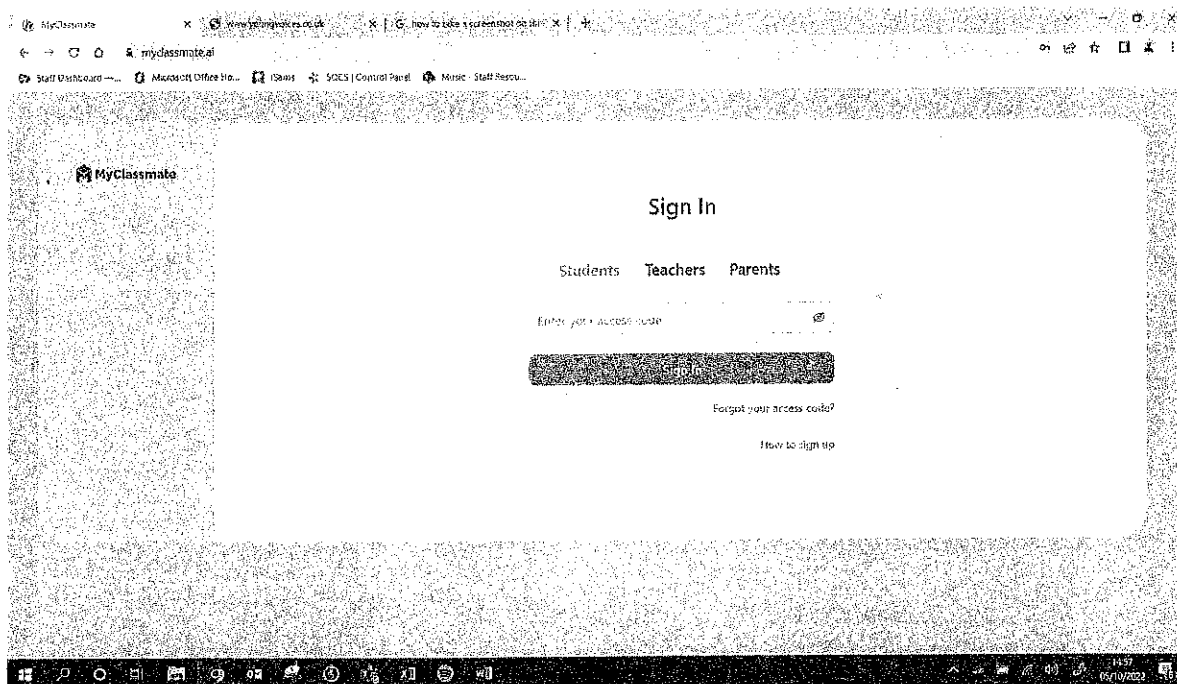
Step Four:

Check your emails for an email from "My Classmate" with a unique access code (make a note of this code, you need it every time you want to log in)



Step Five:

Go back onto the My Classmate website and click to log in as a student where you enter the unique access code you just received.



Step Six: Click on "Music Room" on the left hand side where you will find all the resources for Young Voices 2023.

